



ADTECH

95 Mt. Read Blvd # 149
Rochester, New York 14611 USA
Phone: 1.585.698.1845
Fax: 1.585.697.0445

www.adtech-inst.com

ISOLATED THERMOCOUPLE TRANSMITTER MODEL NO. TCT 26

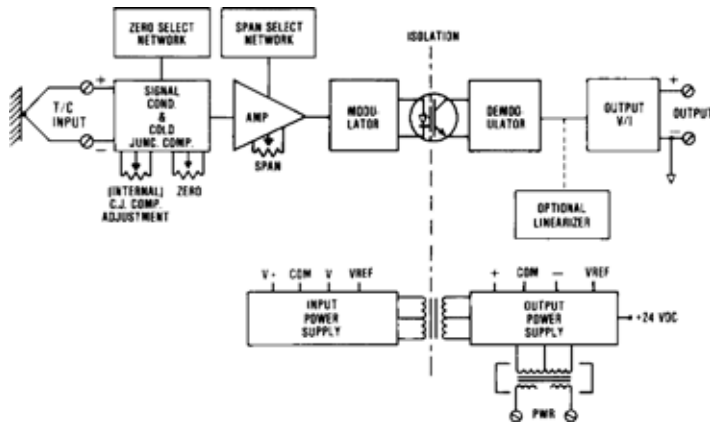
THE ADTECH MODEL TCT 26 ISOLATED THERMOCOUPLE TRANSMITTER PROVIDES HIGH ACCURACY CONVERSION OF THERMOCOUPLE SIGNALS TO A STANDARD PROCESS SIGNAL SUCH AS 4-20 MA DC, 1-5 VDC, OR ZERO-BASED OUTPUTS. IT UTILIZES DIGITAL PROCESSING WITH OPTICAL ISOLATION FOR IMPROVED LINEARITY, STABILITY, AND RESPONSE. THE TCT 26 PROVIDES SUPERIOR PERFORMANCE, HIGH ISOLATION LEVELS, HIGH COMMON MODE REJECTION, HIGH INPUT IMPEDANCE, HIGH ACCURACY, AND TEMPERATURE STABILITY.

DIFFERENTIAL TEMPERATURE MEASUREMENT IS PERFORMED WITH THE MVT 26 TRANSMITTER.

FEATURES INCLUDE 600 VAC / 1,000 VDC ISOLATION WITH A COMMON MODE REJECTION OF 140 DB AT 60 HZ. IT ALSO HAS A MAXIMUM OF 10 MV P/P OUTPUT RIPPLE TO DIRECTLY DRIVE INTO A COMPUTER SYSTEM, PLC, OR DISTRIBUTED CONTROL SYSTEM.

A UNIQUE OPTION TO THE TCT 26 IS THE MULTIPLE BREAKPOINT LINEARIZED OUTPUT. TYPICAL THERMOCOUPLES CAN BE AS MUCH AS 6% NON-LINEAR DEPENDING ON THE SPAN. THE OPTION ALLOWS CONFORMITY TO ACTUAL TEMPERATURE INPUT OF $\pm 0.25\%$ OF SPAN TRIMMED BY MEANS OF FIVE POTENTIOMETERS.

ZERO AND SPAN CONTROLS ARE PROVIDED BY TWO INFINITE RESOLUTION POTENTIOMETERS. THE COLD JUNCTION COMPENSATION IS ALSO FIELD ADJUSTABLE TO ACCEPT OTHER THERMOCOUPLES.



FEATURES

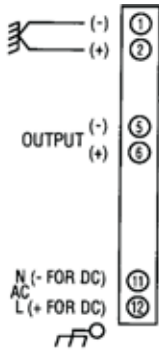
- DIRECT THERMOCOUPLE INPUTS: ISA TYPES B, E, J, K, N, R, S, & T
- T/C LINEARIZATION: OPTIONAL
- INPUT SPANS: 3 mV TO 80 mV
- ZERO SUPPRESSION: -10 TO +80 mV
- HIGH INPUT IMPEDANCE: 10 MEGOHMS MINIMUM
- REPEATABILITY: $\pm 0.02\%$ OF SPAN-TYPICAL
- ISOLATION: 600 VAC/ 1,000 VDC INPUT TO OUTPUT; 1,500 VAC POWER
- DC PROCESS SIGNAL OUTPUT: CURRENT AND VOLTAGE
- HIGH ACCURACY: $\pm 0.1\%$ OF SPAN

TYPICAL APPLICATIONS


- PROCESS OR MACHINERY TEMPERATURE MEASUREMENT/ INTERFACE TO PROCESS CONTROLLER ALARMS OR COMPUTERS
- THERMOCOUPLE TO PROCESS SIGNAL CONVERSION
- TEMPERATURE MONITORING
- FOR INPUT/OUTPUT ISOLATION AND HIGH COMMON MODE REJECTION REQUIREMENTS
- THERMOCOUPLE LINEARIZATION



CONNECTIONS / DIMENSIONS



CAUTION: NO customer connection to Terminal No. 3



INPUT/OUTPUT

INPUT SIGNALS
THERMOCOUPLE: ALL STANDARD
ISA CALIBRATION
(B, E, J, K, N, R, S, T)
3 MV TO 80 MV SPANS
(Z IN GREATER THAN 10 MEGOHMS)
ZERO SUPPRESSION: -10 MV TO
+80 MV

UPSCALE/DOWNSCALE BURNOUT
PROTECTION: STANDARD (100 NA NOMINAL).
UPSCALE PROVIDED UNLESS OTHERWISE
SPECIFIED.

SIGNAL	OUTPUT SIGNALS / OUTPUT DRIVE (RL)	
	AC POWER(RL)	DC POWER(RL)
4-20 mA DC	0-1,000 OHMS MAX.	0-900 OHMS MAX.
10-50 mA DC	0-400 OHMS MAX.	0-350 OHMS MAX.
0-1 mA DC	0-20,000 OHMS MAX.	0-18,000 OHMS MAX.
1-5 VDC	100K OHMS MIN.	100K OHMS MIN.
0-10 VDC	200K OHMS MIN.	200K OHMS MIN.

PERFORMANCE

CALIBRATED ACCURACY: $\pm 0.1\%$
LINEARITY: $\pm 0.1\%$ MAXIMUM, $\pm 0.04\%$ TYPICAL
REPEATABILITY: $\pm 0.05\%$ MAXIMUM
TEMPERATURE STABILITY: $\pm 0.01\%$ / °F MAX.
 $\pm 0.004\%$ / °F TYPICAL
LOAD EFFECT: $\pm 0.01\%$ ZERO TO FULL LOAD
OUTPUT RIPPLE: 10 MV P/P MAXIMUM
RESPONSE TIME: 150 MILLISECONDS

TEMPERATURE RANGE: 0° TO 140 °F (-18° TO 60°C)
OPERATING: -40° TO 185°F (-40° TO 85°C) STORAGE
POWER SUPPLY EFFECT: $\pm 0.05\%$ FOR A
 $\pm 10\%$ POWER VARIATION
COMMON MODE REJECTION: 140 DB @ 60 HZ
ISOLATION: INPUT, OUTPUT, POWER, 600 VAC, 50/60
HZ, 1,000 VDC FOR AC, ISOLATED DC POWERED UNITS
COLD JUNCTION COMPENSATION ERROR: $\pm 3^\circ\text{F}$ MAX.

NOTE: ALL ACCURACIES ARE GIVEN AS A PERCENTAGE OF SPAN.

POWER

115 VAC: 50/60 HZ, 0.7 PF	(STANDARD)	48 VDC: ISOLATED	(OPTION P3)
12 VDC: ISOLATED	(OPTION P8)	125 VDC: ISOLATED (105-140 VDC)	(OPTION P4)
24 VDC: NON-ISOLATED	(OPTION P1)	230 VAC: 50/60 HZ, 0.7 PF	(OPTION P5)
24 VDC: ISOLATED	(OPTION P2)		

NOTE: ALL UNITS 3 WATTS MAXIMUM, AND A $\pm 10\%$ POWER VARIATION

MECHANICAL

ELECTRICAL CLASSIFICATION: GENERAL PURPOSE
CONNECTION: BARRIER TERMINAL STRIP (3/8" SPACING, NO. 6 SCREWS)
CONTROLS: MULTITURN ZERO, SPAN, AND INTERNAL COLD JUNCTION COMPENSATION CONTROLS-STANDARD;
FIVE-SEGMENT MULTITURN CONTROLS OPTIONAL
MOUNTING: SURFACE MOUNTING STANDARD. SEE HOUSINGS SECTION FOR OPTIONS.
WEIGHT: NET UNIT: 2.6 POUNDS (1.18 KILOGRAMS) ; SHIPPING: 3.0 POUNDS (1.36 KILOGRAMS)

OPTIONS

OPTION NUMBER	DESCRIPTION
I 15	LINEARIZATION
O 10	BIPOLAR CURRENT OUTPUT (LARGER THAN ± 1 MA)
O 11	BIPOLAR VOLTAGE OUTPUT TO ± 10 VDC: AT 1 MA, BIPOLAR CURRENT ± 1 MA
O 12	REVERSE CALIBRATION
H 10	THIN-LINE CONDUIT MOUNTING PLATE AND TERMINAL COVER
H 13B, H 14B, H 15B	NEMA 4, 7, AND 12 ENCLOSURES
H 16	PFA 12 HIGH-DENSITY, PLUG-IN ENCLOSURES

Ordering Information

- Model number
- Input thermocouple type
- Input temperature range (Degrees "F" or "C")
- Output signal
- Prime power with option no.
- Input/output options
- Housing and miscellaneous options

Please refer to the Housing and/or Option Section for more specific and detailed information.