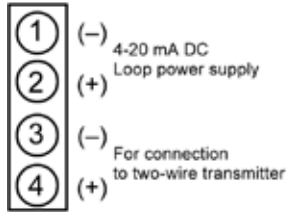
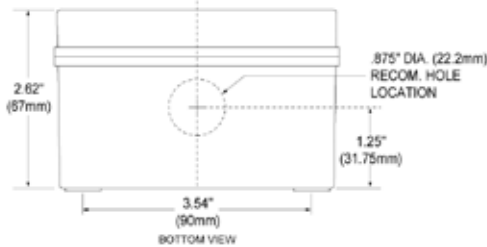


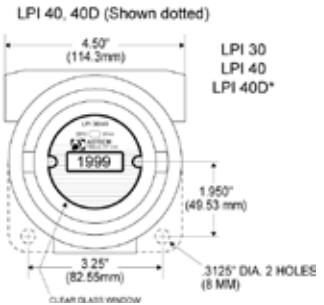
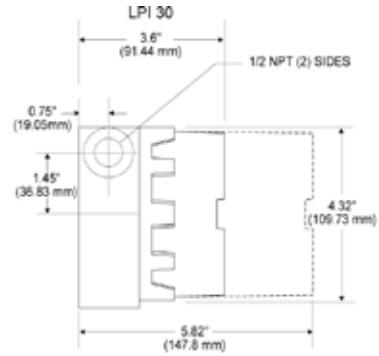
CONNECTIONS / DIMENSIONS



NOTE: On the LPI 25 & 30, terminals 3&4 are factory jumpered.



*NOTE: The LPI 40D is 6.60 (167.6) high, the base is 5.00 (127.0) square



INPUT/OUTPUT

INPUT
4-20 MADC, 2.3 VDC MAXIMUM INPUT BURDEN

NOTE: REVERSE POLARITY PROTECTED AND OVER CURRENT PROTECTED TO 30 MADC.

OUTPUT
LCD DISPLAY
3.5 DIGITS, 7 SEGMENT 0.5"
(12.7MM) HIGH

PERFORMANCE

CALIBRATION: $\pm 0.1\%$ OF READING ± 1 COUNT.
ACCURACY: ± 3 COUNTS
REPEATABILITY: ± 1 COUNT
TEMPERATURE STABILITY: $\pm 0.015\%$ / °C MAXIMUM
OVERRANGE: 3 LEAST SIGNIFICANT DIGITS BLANK OUT.
RESPONSE TIME: 2.5 READINGS PER SECOND
TEMPERATURE RANGE: -30° TO 80°C (-22° TO 176°F) OPERATING.
-40° TO +85°C (-40° TO 185°F) STORAGE.
DECIMAL POINT: 3 POSITION (1/1,000, 1/100, 1/10 AND 1); SELECTED BY TWO (2) JUMPERS.
RANGE ADJUSTMENTS: ZERO: -2000 TO +1750 COUNTS. EACH SELECTABLE IN EIGHT (8) RANGES.
SPAN: 0 TO 4000 COUNTS.

POWER

NONE: LOOP POWERED, 2.3 VDC MAXIMUM INPUT BURDEN

MECHANICAL

ELECTRICAL CLASSIFICATION:
LPI 25 NEMA 4X
LPI 30 EXPLOSION PROOF: CLASS 1, GROUP B, C & D
LPI 40 EXPLOSION PROOF: CLASS 1, GROUP B, C & D
LPI 40D EXPLOSION PROOF: CLASS 1, GROUP B, C & D
CONNECTIONS: SCREW COMPRESSION TYPE.
ACCEPTS UP TO 14 AWG WIRE.

CONTROLS: MULTITURN POTENTIOMETERS FOR ZERO AND SPAN, JUMPERS FOR DECIMAL POINT, AND ZERO AND SPAN RANGES
MOUNTING: SURFACE, CONDUIT OR PIPE MOUNT
WEIGHTS: LPI 25: 0.5 LBS (0.23 KILOGRAM)
LPI 30: 2.0 LBS (0.91 KILOGRAM)
LPI 40: 3.0 LBS (1.36 KILOGRAM)
LPI 40D: 3.0 LBS (1.36 KILOGRAM)

OPTIONS

OPTION NUMBER	DESCRIPTION
H 23	TWO (2) INCH PIPE MOUNT KIT

Ordering Information

- Model number
- Calibration
- Housing and miscellaneous options

Please refer to the Housing and/or Option Section for more specific and detailed information.