



ADTECH

95 Mt. Read Blvd # 149
Rochester, New York 14611 USA
Phone: 1.585.698.1845
Fax: 1.585.697.0445

www.adtech-inst.com

UNIVERSAL INPUT POWER SUPPLY AC TO DC OR DC TO DC MODEL NO. IPS 2400-5 / -12 / -24

THE ADTECH ISOLATED IPS 2400 SERIES UNIVERSAL INPUT POWER SUPPLIES PROVIDE IDEAL SOLUTIONS FOR YOUR POWER SUPPLY REQUIREMENTS.

THEY ACCEPT 85 VAC TO 132 VAC OR 100 VDC TO 150 VDC AND PROVIDE AN ISOLATED DC OUTPUT VOLTAGE.

THREE VERSIONS ARE OFFERED TO MEET MOST REQUIREMENTS.

THE IPS 2400-5 PROVIDES (+) 5 VDC AT 1 AMP OUTPUT.

THE IPS 2400-12 PROVIDES (+) 12 VDC AT 400 MA OUTPUT.

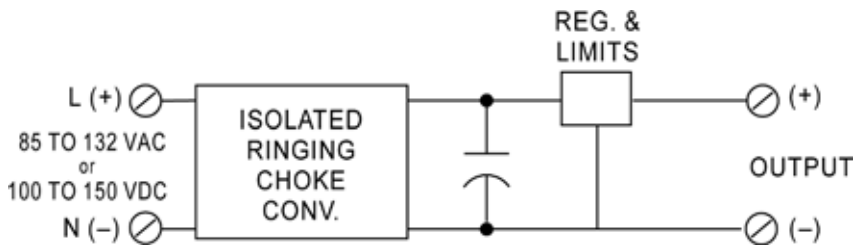
THE IPS 2400-24 PROVIDES (+) 24 VDC AT 200 MA OUTPUT.

THE UNIT PROVIDE FOLDBACK CURRENT LIMITING TO PROTECT AGAINST OVERLOAD AND SHORT CIRCUIT CONDITIONS.

AN LED PROVIDES INDICATION THAT THE OUTPUT IS PRESENT.

THE IPS 2400-24 CAN POWER UP TO (10) TEN 4-20 MA TWO-WIRE LOOPS SUCH AS ADTECH'S 100 OR 200 SERIES OR UP TO (7) SEVEN THREE-WIRE ADTECH 300 SERIES TRANSMITTERS. WHEN USED TO POWER ADTECH'S LOW POWER 300L SERIES UP TO 48 UNITS MAY BE POWERED.

DIN MOUNTING IS SUPPLIED AS STANDARD. SURFACE MOUNT (OPTION H 26) AND SNAP TRACK (OPTION H25) ARE AVAILABLE AT NO EXTRA COST, SPECIFY.




FEATURES

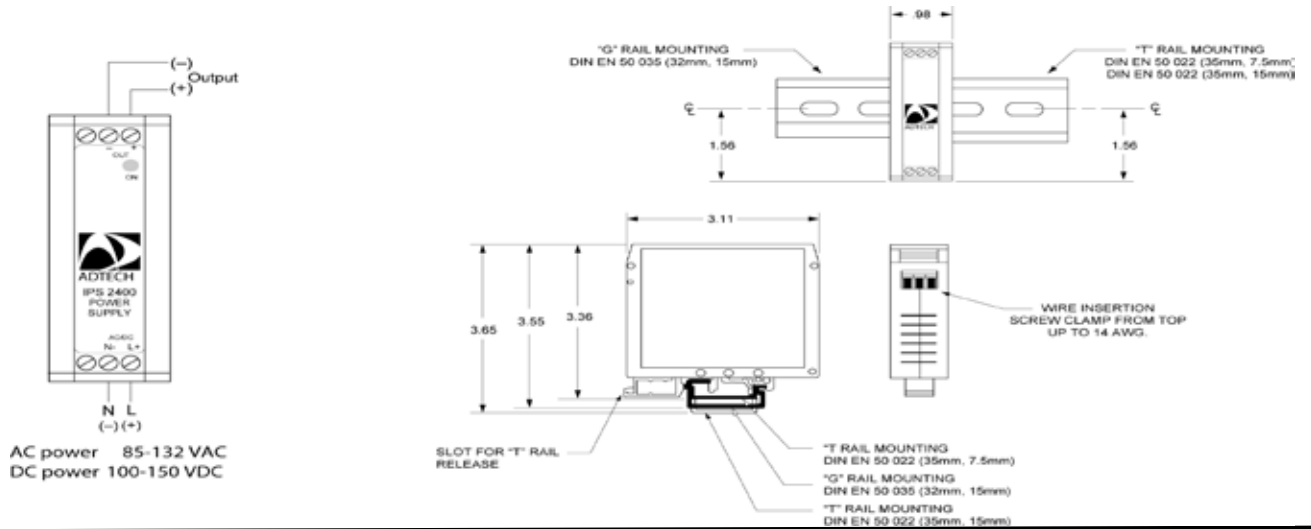
- HIGH POWER DENSITY
- OVERLOAD PROTECTION
- OVERVOLTAGE PROTECTION
- FCC LEVEL B EMI FILTER
- 5 VDC OUTPUT @ 1 AMP DC
- 12 VDC OUTPUT @ 400 MA DC
- 24 VDC OUTPUT @ 200 MA DC
- NO MINIMUM LOAD REQUIRED

TYPICAL APPLICATIONS

- POWER TWO - WIRE TRANSMITTERS
- POWER THREE - WIRE TRANSMITTERS
- PROVIDE EXCITATION POWER FOR SENSORS
- POWER 5 VOLT LOGIC
- PROVIDE ISOLATED DC POWER



CONNECTIONS / DIMENSIONS



INPUT/OUTPUT

INPUT POWER:
 85-132 VAC 47-63 HZ
 100-150 VDC
 0-0.15 AMPS (RMS) FULL LOAD
 30 AMP (PEAK) AT 100 VAC INPUT

OUTPUT VOLTAGE:
 IPS 2400-5 : 5 VDC ±5% @ 1 AMP
 IPS 2400-12: 12 VDC ±5% @ 400 MA DC
 IPS 2400-24: 24 VDC ±5% @ 200 MA DC

PERFORMANCE

OUTPUT RIPPLE & NOISE	5 V OUTPUT	100 mV
	12 V OUTPUT	120 mV
	24 V OUTPUT	240 mV
	(MEASURED AT 25 °C WITH A BANDWIDTH OF 50 MHZ)	

OUTPUT HOLD-UP TIME: 20 MS MIN.
 (MEASURED AT 25 °C WITH AN INPUT OF 100 VAC AND A FULL LOAD OUTPUT)

OUTPUT OVER VOLTAGE PROTECTION:	OUTPUT VOLTAGE	5	12	24
	MAX. OVP	6.9	15.5	31.0

OUTPUT CURRENT PROTECTION: FOLD BACK CURRENT LIMITING WITH THE KNEE SET AT APPROXIMATELY 110% TO 130% OF FULL RATED OUTPUT.

HI-POT: INPUT, OUTPUT, CASE 1500 VAC 1 MIN.
 TEMPERATURE RANGE: OPERATING: 0°C TO 60°C (32°F TO 140 °F)
 STORAGE: -25 °C TO 85 °C (-13 °F TO 185 °F)

POWER

SEE INPUT (NO SEPARATE POWER)

MECHANICAL

ELECTRICAL CLASSIFICATION: GENERAL PURPOSE
 MOUNTING: DIN STANDARD : OPTIONAL SURFACE, SNAP TRACK OR NEMA 4 & 7
 CONNECTION: SCREW COMPRESSION TYPE ACCEPTS UP TO 14 AWG
 WEIGHT: NET UNIT: 10.0 OZ.
 SHIPPING 16 OZ.

OPTIONS

OPTION NUMBER	DESCRIPTION
H 15D	EXPLOSION PROOF CASE: CLASS 1 , GROUP B,C & D
H 25	SNAP TRACK MOUNT (SPECIFY)
H 26	SURFACE MOUNTING (SPECIFY)
H 27	NEMA 4 ENCLOSURE
H 29	T 35 DIN "T" RAIL TWO FEET LONG
H 30	T 32 DIN "G" RAIL TWO FEET LONG

Ordering Information

- Model number
 - Prime Power
 - Housing and miscellaneous options
- Please refer to the Housing and/or Option Section for more specific and detailed information.